

SUMMARY OF APPROVED BUDGET, UTILIZATIONS, DISBURSEMENTS AND BALANCES BY OBJECT OF EXPENDITURES
(For Off-Budgetary Funds)
As at the Quarter Ending December 31, 2022

Department : State Universities and Colleges (SUCs)
Agency/Entity : Batangas State University
Operating Unit : < not applicable >
Organization Code (UACS) : 08 038 0000000
Fund Cluster : 05 Internally Generated Funds
 (e.g. UACS Fund Cluster: 05-Internally Generated Funds and 06-Business Related Funds)

Particulars	UACS CODE	Approved Budget			Utilizations					Disbursements					Balances		
		Approved Budgeted Revenue	Adjustments (Reductions, Modifications/ Augmentation)	Adjusted Budgeted Revenue	1st Quarter Ending March 31	2nd Quarter Ending June 30	3rd Quarter Ending September 30	4th Quarter Ending December 31	Total	1st Quarter Ending March 31	2nd Quarter Ending June 30	3rd Quarter Ending September 30	4th Quarter Ending December 31	TOTAL	Unutilized Budget	Unpaid Obligations (10-15)=(17+18)	
		3	4	5=[(3+(-)4)]	6	7	8	9	10=(6+7+8+9)	11	12	13	14	15=(11+12+13+14)	16=(5-10)	17	18
SUMMARY																	
A. AGENCY SPECIFIC BUDGET																	
Personnel Services		94,146,820.00	668,778.90	94,815,598.90	6,584,310.16	18,596,533.04	7,787,664.05	27,506,101.66	60,474,608.91	6,119,994.95	17,232,587.63	8,529,935.14	25,195,387.90	57,077,905.62	34,340,989.99	3,396,703.29	0.00
Salaries and Wages	5010100000	26,463,740.00	(1,128,000.00)	25,335,740.00	4,767,297.75	6,354,704.12	2,416,507.18	5,252,604.42	18,791,113.47	4,543,870.77	6,231,936.27	2,549,027.39	5,360,120.83	18,684,955.26	6,544,626.53	106,158.21	0.00
Salaries and Wages - Casual/Contractual	5010102000	26,463,740.00	(1,128,000.00)	25,335,740.00	4,767,297.75	6,354,704.12	2,416,507.18	5,252,604.42	18,791,113.47	4,543,870.77	6,231,936.27	2,549,027.39	5,360,120.83	18,684,955.26	6,544,626.53	106,158.21	0.00
Salaries and Wages - Casual/Contractual	5010102000	26,463,740.00	(1,128,000.00)	25,335,740.00	4,767,297.75	6,354,704.12	2,416,507.18	5,252,604.42	18,791,113.47	4,543,870.77	6,231,936.27	2,549,027.39	5,360,120.83	18,684,955.26	6,544,626.53	106,158.21	0.00
Other Compensation	5010200000	58,802,950.00	362,160.00	59,165,110.00	1,147,897.28	10,833,969.72	4,855,366.65	19,895,911.37	36,733,145.02	993,592.49	9,698,206.95	5,348,175.29	17,492,919.19	33,532,893.92	22,431,964.98	3,200,251.10	0.00
Personal Economic Relief Allowance (PERA)	5010201000	1,612,000.00	0.00	1,612,000.00	341,871.24	455,682.77	156,762.78	343,405.07	1,297,721.86	341,871.24	455,682.77	156,762.78	343,405.07	1,297,721.86	314,278.14	0.00	0.00
PERA - Civilian	5010201001	1,612,000.00	0.00	1,612,000.00	341,871.24	455,682.77	156,762.78	343,405.07	1,297,721.86	341,871.24	455,682.77	156,762.78	343,405.07	1,297,721.86	314,278.14	0.00	0.00
Clothing/Uniform Allowance	5010204000	438,000.00	0.00	438,000.00	0.00	0.00	0.00	330,000.00	330,000.00	0.00	0.00	0.00	330,000.00	330,000.00	108,000.00	0.00	0.00
Clothing/Uniform Allowance - Civilian	5010204001	438,000.00	0.00	438,000.00	0.00	0.00	0.00	330,000.00	330,000.00	0.00	0.00	0.00	330,000.00	330,000.00	108,000.00	0.00	0.00
Honoraria	5010210000	50,526,360.00	362,160.00	50,888,520.00	806,026.04	8,370,542.95	4,698,603.87	16,857,395.45	30,732,568.31	651,721.25	7,234,780.18	5,191,412.51	14,546,827.18	27,624,741.12	20,155,951.69	3,107,827.19	0.00
Honoraria - Civilian	5010210001	50,526,360.00	362,160.00	50,888,520.00	806,026.04	8,370,542.95	4,698,603.87	16,857,395.45	30,732,568.31	651,721.25	7,234,780.18	5,191,412.51	14,546,827.18	27,624,741.12	20,155,951.69	3,107,827.19	0.00
Hazard Pay (HP)	5010211000	728,050.00	0.00	728,050.00	0.00	0.00	0.00	115,623.85	115,623.85	0.00	0.00	0.00	23,199.94	23,199.94	612,426.15	92,423.91	0.00
HP - Magna Carta Benefits for Public Health Workers under R.A. 7305	5010211005	728,050.00	0.00	728,050.00	0.00	0.00	0.00	115,623.85	115,623.85	0.00	0.00	0.00	23,199.94	23,199.94	612,426.15	92,423.91	0.00
Year End Bonus	5010214000	2,384,270.00	0.00	2,384,270.00	0.00	0.00	0.00	1,688,487.00	1,688,487.00	0.00	0.00	0.00	1,688,487.00	1,688,487.00	695,783.00	0.00	0.00
Bonus - Civilian	5010214001	2,384,270.00	0.00	2,384,270.00	0.00	0.00	0.00	1,688,487.00	1,688,487.00	0.00	0.00	0.00	1,688,487.00	1,688,487.00	695,783.00	0.00	0.00
Cash Gift	5010215000	365,000.00	0.00	365,000.00	0.00	0.00	0.00	279,000.00	279,000.00	0.00	0.00	0.00	279,000.00	279,000.00	86,000.00	0.00	0.00
Cash Gift - Civilian	5010215001	365,000.00	0.00	365,000.00	0.00	0.00	0.00	279,000.00	279,000.00	0.00	0.00	0.00	279,000.00	279,000.00	86,000.00	0.00	0.00
Mid-Year Bonus - Civilian	5010216000	2,384,270.00	0.00	2,384,270.00	0.00	2,007,744.00	0.00	0.00	2,007,744.00	0.00	2,007,744.00	0.00	0.00	2,007,744.00	376,526.00	0.00	0.00
Mid-Year Bonus - Civilian	5010216001	2,384,270.00	0.00	2,384,270.00	0.00	2,007,744.00	0.00	0.00	2,007,744.00	0.00	2,007,744.00	0.00	0.00	2,007,744.00	376,526.00	0.00	0.00
Other Bonuses and Allowances	5010299000	365,000.00	0.00	365,000.00	0.00	0.00	0.00	282,000.00	282,000.00	0.00	0.00	0.00	282,000.00	282,000.00	83,000.00	0.00	0.00
Productivity Enhancement Incentive - Civilian	5010299012	365,000.00	0.00	365,000.00	0.00	0.00	0.00	282,000.00	282,000.00	0.00	0.00	0.00	282,000.00	282,000.00	83,000.00	0.00	0.00
Personnel Benefit Contributions	5010300000	3,880,130.00	0.00	3,880,130.00	558,615.13	1,088,135.75	241,962.72	963,085.87	2,851,799.47	532,281.69	951,404.30	378,099.62	989,913.78	2,851,699.39	1,028,330.53	100.08	0.00
Retirement and Life Insurance Premiums	5010301000	3,175,650.00	0.00	3,175,650.00	468,968.67	885,204.61	175,712.24	749,576.05	2,279,461.57	442,735.23	765,811.87	321,117.56	749,796.91	2,279,461.57	896,188.43	0.00	0.00
Retirement and Life Insurance Premiums	5010301000	3,175,650.00	0.00	3,175,650.00	468,968.67	885,204.61	175,712.24	749,576.05	2,279,461.57	442,735.23	765,811.87	321,117.56	749,796.91	2,279,461.57	896,188.43	0.00	0.00
Pag-IBIG Contributions	5010302000	87,600.00	0.00	87,600.00	14,500.00	29,200.00	6,100.00	23,400.00	73,200.00	14,400.00	29,300.00	6,000.00	23,400.00	73,100.00	14,400.00	100.00	0.00
Pag-IBIG - Civilian	5010302001	87,600.00	0.00	87,600.00	14,500.00	29,200.00	6,100.00	23,400.00	73,200.00	14,400.00	29,300.00	6,000.00	23,400.00	73,100.00	14,400.00	100.00	0.00
PhilHealth Contributions	5010303000	529,280.00	0.00	529,280.00	60,646.46	144,131.14	53,950.48	166,909.82	425,637.90	60,646.46	134,092.43	37,482.06	193,416.87	425,637.82	103,642.10	0.08	0.00
PhilHealth - Civilian	5010303001	529,280.00	0.00	529,280.00	60,646.46	144,131.14	53,950.48	166,909.82	425,637.90	60,646.46	134,092.43	37,482.06	193,416.87	425,637.82	103,642.10	0.08	0.00
Employees Compensation Insurance Premiums (ECIP)	5010304000	87,600.00	0.00	87,600.00	14,500.00	29,600.00	6,200.00	23,200.00	73,500.00	14,500.00	22,200.00	13,500.00	23,300.00	73,500.00	14,100.00	0.00	0.00
ECIP - Civilian	5010304001	87,600.00	0.00	87,600.00	14,500.00	29,600.00	6,200.00	23,200.00	73,500.00	14,500.00	22,200.00	13,500.00	23,300.00	73,500.00	14,100.00	0.00	0.00
Other Personnel Benefits	5010400000	5,000,000.00	1,434,618.90	6,434,618.90	110,500.00	319,723.45	273,827.50	1,394,500.00	2,098,550.95	50,250.00	351,040.11	254,632.84	1,352,434.10	2,008,357.05	4,336,067.95	90,193.90	0.00
Other Personnel Benefits	5010400000	5,000,000.00	1,434,618.90	6,434,618.90	110,500.00	319,723.45	273,827.50	1,394,500.00	2,098,550.95	50,250.00	351,040.11	254,632.84	1,352,434.10	2,008,357.05	4,336,067.95	90,193.90	0.00
Other Personnel Benefits	5010400000	5,000,000.00	1,434,618.90	6,434,618.90	110,500.00	319,723.45	273,827.50	1,394,500.00	2,098,550.95	50,250.00	351,040.11	254,632.84	1,352,434.10	2,008,357.05	4,336,067.95	90,193.90	0.00

Department : State Universities and Colleges (SUCs)
 Agency/Entity : Batangas State University
 Operating Unit : < not applicable >
 Organization Code (UACS) : 08 038 000000
 Fund Cluster : 05 Internally Generated Funds

(e.g. UACS Fund Cluster: 05-Internally Generated Funds and 06-Business Related Funds)

Particulars	UACS CODE	Approved Budget			Utilizations					Disbursements					Balances		
		Approved Budgeted Revenue	Adjustments (Reductions, Modifications/ Augmentation)	Adjusted Budgeted Revenue	1st Quarter Ending March 31	2nd Quarter Ending June 30	3rd Quarter Ending September 30	4th Quarter Ending December 31	Total	1st Quarter Ending March 31	2nd Quarter Ending June 30	3rd Quarter Ending September 30	4th Quarter Ending December 31	TOTAL	Unutilized Budget	Unpaid Obligations (10-15)=(17+18)	
		3	4	5=[(3+(-4))]	6	7	8	9	10=(6+7+8+9)	11	12	13	14	15=(11+12+13+14)	16=(5-10)	Due and Demandable	Not Yet Due and Demandable
SUMMARY																	
A. AGENCY SPECIFIC BUDGET																	
Maintenance and Other Operating Expenses		801,141,616.18	223,242,694.80	1,024,384,310.98	50,478,115.94	140,670,330.77	135,964,692.71	229,562,304.22	556,675,443.64	41,389,118.10	106,469,504.74	112,059,070.87	172,221,442.77	432,139,136.48	467,708,867.34	30,161,349.17	94,374,957.99
Traveling Expenses	5020100000	13,587,771.00	(211,045.65)	13,376,725.35	126,761.00	189,577.00	163,935.00	2,293,189.12	2,773,462.12	0.00	170,872.00	148,421.00	1,943,988.88	2,263,281.88	10,603,263.23	293,959.00	216,221.24
Traveling Expenses - Local	5020101000	8,439,271.00	(204,445.65)	8,234,825.35	126,761.00	189,577.00	163,935.00	1,095,816.50	1,576,089.50	0.00	170,872.00	148,421.00	797,476.26	1,116,769.26	6,658,735.85	293,959.00	165,361.24
Traveling Expenses - Local	5020101000	8,439,271.00	(204,445.65)	8,234,825.35	126,761.00	189,577.00	163,935.00	1,095,816.50	1,576,089.50	0.00	170,872.00	148,421.00	797,476.26	1,116,769.26	6,658,735.85	293,959.00	165,361.24
Traveling Expenses - Foreign	5020102000	5,148,500.00	(6,600.00)	5,141,900.00	0.00	0.00	0.00	1,197,372.62	1,197,372.62	0.00	0.00	0.00	1,146,512.62	1,146,512.62	3,944,527.38	0.00	50,860.00
Traveling Expenses - Foreign	5020102000	5,148,500.00	(6,600.00)	5,141,900.00	0.00	0.00	0.00	1,197,372.62	1,197,372.62	0.00	0.00	0.00	1,146,512.62	1,146,512.62	3,944,527.38	0.00	50,860.00
Training and Scholarship Expenses	5020200000	22,848,647.00	28,740,737.32	51,589,384.32	625,182.76	2,941,925.65	4,096,387.93	2,587,390.10	10,250,886.44	72,497.69	1,939,608.10	1,472,719.57	3,965,451.14	7,450,276.50	41,338,497.88	1,243,290.48	1,557,319.46
Training Expenses	5020201000	14,795,119.00	(353,478.54)	14,441,640.46	454,536.20	1,801,623.45	2,135,287.83	2,236,949.35	6,628,396.83	32,969.69	726,143.34	1,297,660.67	2,173,409.94	4,230,183.64	7,813,243.63	840,893.73	1,557,319.46
Training Expenses	5020201002	14,795,119.00	(353,478.54)	14,441,640.46	454,536.20	1,801,623.45	2,135,287.83	2,236,949.35	6,628,396.83	32,969.69	726,143.34	1,297,660.67	2,173,409.94	4,230,183.64	7,813,243.63	840,893.73	1,557,319.46
Scholarship Grants/Expenses	5020202000	8,053,528.00	29,094,215.86	37,147,743.86	170,646.56	1,140,302.20	1,961,100.10	350,440.75	3,622,489.61	39,528.00	1,213,464.76	175,058.90	1,792,041.20	3,220,092.86	33,525,254.25	402,396.75	0.00
Scholarship Grants/Expenses	5020202000	8,053,528.00	29,094,215.86	37,147,743.86	170,646.56	1,140,302.20	1,961,100.10	350,440.75	3,622,489.61	39,528.00	1,213,464.76	175,058.90	1,792,041.20	3,220,092.86	33,525,254.25	402,396.75	0.00
Supplies and Materials Expenses	5020300000	99,123,699.00	87,082,985.12	186,206,684.12	4,267,560.77	19,132,336.16	29,754,031.66	41,036,347.65	94,190,276.24	96,867.89	2,538,196.36	16,685,188.02	14,733,104.02	34,053,356.29	92,016,407.88	4,843,002.13	55,293,917.82
Office Supplies Expenses	5020301000	24,087,886.00	829,826.41	24,917,712.41	745,063.82	2,412,892.96	990,984.31	4,172,278.46	8,321,219.55	1,186.00	656,978.65	743,054.46	1,193,671.75	2,594,890.86	16,596,492.86	89,240.50	5,637,088.19
Office Supplies Expenses	5020301002	24,087,886.00	829,826.41	24,917,712.41	745,063.82	2,412,892.96	990,984.31	4,172,278.46	8,321,219.55	1,186.00	656,978.65	743,054.46	1,193,671.75	2,594,890.86	16,596,492.86	89,240.50	5,637,088.19
Accountable Forms Expenses	5020302000	248,200.00	0.00	248,200.00	41,020.00	10,255.00	2,930.00	85,820.00	140,025.00	0.00	41,020.00	0.00	0.00	41,020.00	108,175.00	0.00	99,005.00
Accountable Forms Expenses	5020302000	248,200.00	0.00	248,200.00	41,020.00	10,255.00	2,930.00	85,820.00	140,025.00	0.00	41,020.00	0.00	0.00	41,020.00	108,175.00	0.00	99,005.00
Drugs and Medicines Expenses	5020307000	3,404,690.00	237,837.95	3,642,527.95	120,298.00	738,007.00	624,969.00	533,329.35	2,016,603.35	0.00	45,589.18	116,008.43	139,471.25	301,068.86	1,625,924.60	2,794.49	1,712,740.00
Drugs and Medicines Expenses	5020307000	3,404,690.00	237,837.95	3,642,527.95	120,298.00	738,007.00	624,969.00	533,329.35	2,016,603.35	0.00	45,589.18	116,008.43	139,471.25	301,068.86	1,625,924.60	2,794.49	1,712,740.00
Medical, Dental and Laboratory Supplies Expenses	5020308000	7,674,280.00	2,346,233.89	10,020,513.89	170,062.00	2,171,181.75	2,180,670.25	1,962,103.43	6,484,017.43	28,216.62	104,616.39	236,230.64	564,001.43	933,065.08	3,536,496.46	116,101.48	5,434,850.87
Medical, Dental and Laboratory Supplies Expenses	5020308000	7,674,280.00	2,346,233.89	10,020,513.89	170,062.00	2,171,181.75	2,180,670.25	1,962,103.43	6,484,017.43	28,216.62	104,616.39	236,230.64	564,001.43	933,065.08	3,536,496.46	116,101.48	5,434,850.87
Fuel, Oil and Lubricants Expenses	5020309000	552,660.00	247,688.46	800,348.46	31,982.20	10,239.65	206,132.05	323,995.05	572,348.95	17,863.27	20,000.00	82,268.80	279,796.75	399,928.82	227,999.51	110,477.79	61,942.34
Fuel, Oil and Lubricants Expenses	5020309000	552,660.00	247,688.46	800,348.46	31,982.20	10,239.65	206,132.05	323,995.05	572,348.95	17,863.27	20,000.00	82,268.80	279,796.75	399,928.82	227,999.51	110,477.79	61,942.34
Textbooks and Instructional Materials Expenses	5020311000	1,325,990.00	1,000,000.00	2,325,990.00	0.00	97,750.00	(50,950.00)	535,674.00	582,474.00	0.00	0.00	46,800.00	11,167.85	57,967.85	1,743,516.00	152,632.15	371,874.00
Textbooks and Instructional Materials Expenses	5020311001	1,325,990.00	1,000,000.00	2,325,990.00	0.00	97,750.00	(50,950.00)	535,674.00	582,474.00	0.00	0.00	46,800.00	11,167.85	57,967.85	1,743,516.00	152,632.15	371,874.00
Semi-Expendable Machinery and Equipment Expenses	5020321000	12,330,600.00	45,848,525.72	58,179,125.72	873,482.00	3,728,137.70	11,220,228.26	14,574,786.22	30,396,634.18	30,740.00	577,595.06	4,333,882.67	3,494,358.57	8,436,576.30	27,782,491.54	456,521.03	21,503,536.85
Machinery	5020321001	1,588,850.00	(197,796.00)	1,391,054.00	55,300.00	0.00	251,300.00	(8,150.00)	298,450.00	0.00	26,622.76	208,900.00	(53,150.00)	182,372.76	1,092,604.00	0.00	116,077.24
Office Equipment	5020321002	1,370,280.00	2,903,380.14	4,273,660.14	9,800.00	84,453.00	501,730.00	1,123,025.72	1,719,008.72	0.00	30,713.00	144,570.00	172,296.89	347,579.89	2,554,651.42	17,798.11	1,353,630.72
Information and Communications Technology Equipment	5020321003	3,289,530.00	18,666,650.74	21,956,180.74	492,302.00	1,223,064.00	2,790,606.52	7,085,499.88	11,591,472.40	24,597.68	127,558.97	1,008,528.92	1,315,907.91	2,476,593.48	10,364,708.34	39,454.03	9,075,424.89
Communications Equipment	5020321007	673,850.00	384,258.90	1,058,108.90	186,490.00	(3,800.10)	239,400.00	552,231.00	974,320.90	6,142.32	347.68	208,958.33	13,552.57	229,000.90	83,788.00	86,000.00	659,320.00
Disaster Response and Rescue Equipment	5020321008	0.00	2,032,500.00	2,032,500.00	0.00	0.00	0.00	976,300.00	976,300.00	0.00	0.00	0.00	0.00	1,056,200.00	0.00	976,300.00	
Military Police and Security Equipment	5020321009	0.00	105,000.00	105,000.00	0.00	0.00	0.00	0.00	0.00	0.00	0.00	0.00	0.00	105,000.00	0.00	0.00	
Medical Equipment	5020321010	850,920.00	5,223,646.93	6,074,566.93	0.00	487,340.00	566,360.00	1,342,320.00	2,396,020.00	0.00	0.00	109,337.60	1,782.40	111,120.00	3,678,546.93	0.00	2,284,900.00
Sports Equipment	5020321012	1,318,600.00	3,487,350.00	4,805,950.00	0.00	251,728.00	287,700.00	843,900.00	1,383,328.00	0.00	188,830.00	55,640.00	18,878.00	263,348.00	3,422,622.00	118,000.00	1,001,980.00
Technical and Scientific Equipment	5020321013	525,570.00	6,237,097.68	6,762,667.68	9,200.00	70,920.00	668,100.00	2,243,445.00	2,991,665.00	0.00	0.00	119,050.00	460,466.91	579,516.91	3,771,002.68	1,311.09	2,410,837.00
Other Machinery and Equipment	5020321099	2,713,000.00	7,006,437.33	9,719,437.33	120,390.00	1,614,432.80	5,915,031.74	416,214.62	8,086,069.16	0.00	203,522.65	2,478,897.82	1,564,623.89	4,247,044.36	1,653,368.17	193,957.80	3,625,067.00
Semi-Expendable Furniture, Fixtures and Books Expenses	5020322000	31,290,380.00	28,359,930.24	59,650,310.24	77,389.00	3,268,327.00	11,931,517.34	10,139,205.17	25,416,438.51	0.00	212,287.06	5,276,145.02	5,868,180.49	11,356,612.57	34,233,871.73	2,793,077.45	11,266,748.49
Furniture and Fixtures	5020322001	7,094,620.00	14,686,284.59	21,780,904.59	77,389.00	3,268,327.00	3,501,421.83	7,515,898.80	14,363,036.63	0.00	212,287.06	1,169,015.94	1,785,685.92	3,166,988.92	7,417,867.96	1,229,407.59	9,966,640.12
Books	5020322002	24,195,760.00	13,673,645.65	37,869,405.65	0.00	0.00	8,430,095.51	2,623,306.37	11,053,401.88	0.00	0.00	4,107,129.08	4,082,494.57	8,189,623.65	26,816,003.77	1,563,669.86	1,300,108.37

Department : State Universities and Colleges (SUCs)

Agency/Entity : Batangas State University

Operating Unit : < not applicable >

Organization Code (UACS) : 08 038 000000

Fund Cluster : 05 Internally Generated Funds

(e.g. UACS Fund Cluster: 05-Internally Generated Funds and 06-Business Related Funds)

Particulars	UACS CODE	Approved Budget			Utilizations					Disbursements					Balances		
		Approved Budgeted Revenue	Adjustments (Reductions, Modifications/Augmentation)	Adjusted Budgeted Revenue	1st Quarter Ending March 31	2nd Quarter Ending June 30	3rd Quarter Ending September 30	4th Quarter Ending December 31	Total	1st Quarter Ending March 31	2nd Quarter Ending June 30	3rd Quarter Ending September 30	4th Quarter Ending December 31	TOTAL	Unutilized Budget	Unpaid Obligations (10-15)=(17+18)	
1	2	3	4	5=[(3+(-)4)]	6	7	8	9	10=(6+7+8+9)	11	12	13	14	15=(11+12+13+14)	16=(6-10)	17	18
SUMMARY																	
A. AGENCY SPECIFIC BUDGET																	
Other Supplies and Materials Expenses	5020399000	18,209,013.00	8,212,942.45	26,421,955.45	2,208,263.75	6,695,545.10	2,647,550.45	8,709,155.97	20,260,515.27	18,862.00	880,110.02	5,850,798.00	3,182,455.93	9,932,225.95	6,161,440.18	1,122,157.24	9,206,132.08
Other Supplies and Materials Expenses	5020399000	18,209,013.00	8,212,942.45	26,421,955.45	2,208,263.75	6,695,545.10	2,647,550.45	8,709,155.97	20,260,515.27	18,862.00	880,110.02	5,850,798.00	3,182,455.93	9,932,225.95	6,161,440.18	1,122,157.24	9,206,132.08
Utility Expenses	5020400000	34,623,000.00	2,073,085.94	36,696,085.94	582,895.16	4,072,001.34	4,197,050.89	17,587,279.56	26,439,226.95	576,899.81	3,923,842.11	4,173,494.05	13,062,752.96	21,736,988.93	10,256,858.99	4,033,569.60	668,668.42
Water Expenses	5020401000	1,648,560.00	652,197.95	2,300,757.95	3,000.79	26,961.19	78,181.33	940,938.49	1,049,081.80	3,000.79	21,702.31	63,280.78	199,169.40	287,153.28	1,251,676.15	98,728.52	663,200.00
Water Expenses	5020401000	1,648,560.00	652,197.95	2,300,757.95	3,000.79	26,961.19	78,181.33	940,938.49	1,049,081.80	3,000.79	21,702.31	63,280.78	199,169.40	287,153.28	1,251,676.15	98,728.52	663,200.00
Electricity Expenses	5020402000	32,974,440.00	1,420,887.99	34,395,327.99	579,894.37	4,045,040.15	4,118,869.56	16,646,341.07	25,390,145.15	573,899.02	3,902,139.80	4,110,213.27	12,863,583.56	21,449,835.65	9,005,182.84	3,934,841.08	5,468.42
Electricity Expenses	5020402000	32,974,440.00	1,420,887.99	34,395,327.99	579,894.37	4,045,040.15	4,118,869.56	16,646,341.07	25,390,145.15	573,899.02	3,902,139.80	4,110,213.27	12,863,583.56	21,449,835.65	9,005,182.84	3,934,841.08	5,468.42
Communication Expenses	5020500000	8,121,370.00	1,900,200.31	10,021,570.31	86,617.78	614,678.72	830,229.71	1,611,811.25	3,143,337.46	32,443.28	546,981.96	595,874.48	1,247,228.65	2,422,528.37	6,878,232.85	637,197.44	83,611.65
Postage and Courier Services	5020501000	190,330.00	27,386.00	217,716.00	9,398.00	5,626.00	19,805.00	36,250.00	71,079.00	608.00	14,416.00	1,280.00	2,775.00	19,079.00	146,637.00	3,900.00	48,100.00
Postage and Courier Services	5020501000	190,330.00	27,386.00	217,716.00	9,398.00	5,626.00	19,805.00	36,250.00	71,079.00	608.00	14,416.00	1,280.00	2,775.00	19,079.00	146,637.00	3,900.00	48,100.00
Telephone Expenses	5020502000	1,553,880.00	8,863.14	1,562,743.14	77,219.78	231,825.52	379,013.51	276,285.65	964,344.46	31,835.28	178,916.06	139,605.98	515,311.18	865,668.50	598,398.68	66,550.81	32,125.15
Landline	5020502002	1,553,880.00	8,863.14	1,562,743.14	77,219.78	231,825.52	379,013.51	276,285.65	964,344.46	31,835.28	178,916.06	139,605.98	515,311.18	865,668.50	598,398.68	66,550.81	32,125.15
Internet Subscription Expenses	5020503000	6,374,760.00	1,863,951.17	8,238,711.17	0.00	377,227.20	431,411.20	1,299,275.60	2,107,914.00	0.00	353,649.90	454,988.50	729,142.47	1,537,780.87	6,130,797.17	566,746.63	3,386.50
Internet Subscription Expenses	5020503000	6,374,760.00	1,863,951.17	8,238,711.17	0.00	377,227.20	431,411.20	1,299,275.60	2,107,914.00	0.00	353,649.90	454,988.50	729,142.47	1,537,780.87	6,130,797.17	566,746.63	3,386.50
Cable, Satellite, Telegraph and Radio Expenses	5020504000	2,400.00	0.00	2,400.00	0.00	0.00	0.00	0.00	0.00	0.00	0.00	0.00	0.00	0.00	2,400.00	0.00	0.00
Cable, Satellite, Telegraph and Radio Expenses	5020504000	2,400.00	0.00	2,400.00	0.00	0.00	0.00	0.00	0.00	0.00	0.00	0.00	0.00	0.00	2,400.00	0.00	0.00
Awards/Rewards and Prizes	5020600000	1,030,250.00	35,000.00	1,065,250.00	16,250.00	4,860.00	0.00	66,875.00	87,985.00	1,600.00	14,500.00	4,860.00	44,025.00	64,985.00	977,265.00	0.00	23,000.00
Awards/Rewards Expenses	5020601000	1,030,250.00	0.00	1,030,250.00	16,250.00	4,860.00	0.00	31,875.00	52,985.00	1,600.00	14,500.00	4,860.00	9,025.00	29,985.00	977,265.00	0.00	23,000.00
Awards/Rewards Expenses	5020601001	1,030,250.00	0.00	1,030,250.00	16,250.00	4,860.00	0.00	31,875.00	52,985.00	1,600.00	14,500.00	4,860.00	9,025.00	29,985.00	977,265.00	0.00	23,000.00
Prizes	5020602000	0.00	35,000.00	35,000.00	0.00	0.00	0.00	35,000.00	35,000.00	0.00	0.00	0.00	35,000.00	35,000.00	0.00	0.00	0.00
Prizes	5020602000	0.00	35,000.00	35,000.00	0.00	0.00	0.00	35,000.00	35,000.00	0.00	0.00	0.00	35,000.00	35,000.00	0.00	0.00	0.00
Demolition/Relocation and Desilting/Dredging Expenses	5020800000	0.00	2,237,297.66	2,237,297.66	0.00	0.00	2,237,297.66	0.00	2,237,297.66	0.00	0.00	1,932,314.81	304,982.85	2,237,297.66	0.00	0.00	0.00
Demolition and Relocation Expenses	5020801000	0.00	2,237,297.66	2,237,297.66	0.00	0.00	2,237,297.66	0.00	2,237,297.66	0.00	0.00	1,932,314.81	304,982.85	2,237,297.66	0.00	0.00	0.00
Demolition and Relocation Expenses	5020801000	0.00	2,237,297.66	2,237,297.66	0.00	0.00	2,237,297.66	0.00	2,237,297.66	0.00	0.00	1,932,314.81	304,982.85	2,237,297.66	0.00	0.00	0.00
Professional Services	5021100000	241,486,540.00	17,287,847.87	258,774,387.87	31,524,888.87	66,541,505.50	30,908,887.41	67,043,775.25	196,019,057.03	31,161,249.31	62,755,574.37	30,489,912.57	64,018,102.09	188,424,838.34	62,755,330.84	5,314,979.08	2,279,239.61
Legal Services	5021101000	756,000.00	0.00	756,000.00	0.00	0.00	318,000.00	318,000.00	636,000.00	0.00	0.00	318,000.00	143,100.00	461,100.00	120,000.00	174,900.00	0.00
Legal Services	5021101000	756,000.00	0.00	756,000.00	0.00	0.00	318,000.00	318,000.00	636,000.00	0.00	0.00	318,000.00	143,100.00	461,100.00	120,000.00	174,900.00	0.00
Auditing Services	5021102000	50,510.00	0.00	50,510.00	5,518.98	(890.48)	2,375.00	38,910.50	45,914.00	0.00	4,628.50	2,375.00	10,466.67	17,470.17	4,596.00	27,721.50	722.33
Auditing Services	5021102000	50,510.00	0.00	50,510.00	5,518.98	(890.48)	2,375.00	38,910.50	45,914.00	0.00	4,628.50	2,375.00	10,466.67	17,470.17	4,596.00	27,721.50	722.33
Consultancy Services	5021103000	4,095,000.00	0.00	4,095,000.00	0.00	987,000.00	430,000.00	605,000.00	2,022,000.00	0.00	701,500.00	125,000.00	494,500.00	1,321,000.00	2,073,000.00	287,000.00	414,000.00
Consultancy Services	5021103002	4,095,000.00	0.00	4,095,000.00	0.00	987,000.00	430,000.00	605,000.00	2,022,000.00	0.00	701,500.00	125,000.00	494,500.00	1,321,000.00	2,073,000.00	287,000.00	414,000.00
Other Professional Services	5021199000	236,585,030.00	17,287,847.87	253,872,877.87	31,519,369.89	65,555,395.98	30,158,512.41	66,081,864.75	193,315,143.03	31,161,249.31	62,049,445.87	30,044,537.57	63,370,035.42	186,625,268.17	60,557,734.84	4,825,357.58	1,864,517.28
Other Professional Services	5021199000	236,585,030.00	17,287,847.87	253,872,877.87	31,519,369.89	65,555,395.98	30,158,512.41	66,081,864.75	193,315,143.03	31,161,249.31	62,049,445.87	30,044,537.57	63,370,035.42	186,625,268.17	60,557,734.84	4,825,357.58	1,864,517.28
General Services	5021200000	192,666,040.18	3,463,496.26	196,129,536.44	8,920,315.50	29,280,815.63	41,168,829.77	56,016,969.67	135,386,930.57	8,649,992.83	27,296,607.74	41,218,435.32	51,101,326.90	128,266,362.79	60,742,605.87	7,093,761.20	26,806.58
Janitorial Services	5021202000	10,201,410.00	18,853.24	10,220,263.24	212,901.71	702,511.69	1,046,903.99	3,875,171.29	5,837,488.68	185,230.21	585,262.26	902,725.64	4,043,696.46	5,716,914.57	4,382,774.56	120,574.11	0.00
Janitorial Services	5021202000	10,201,410.00	18,853.24	10,220,263.24	212,901.71	702,511.69	1,046,903.99	3,875,171.29	5,837,488.68	185,230.21	585,262.26	902,725.64	4,043,696.46	5,716,914.57	4,382,774.56	120,574.11	0.00
Security Services	5021203000	21,838,300.00	999,466.42	22,837,766.42	110,845.48	3,394,677.12	4,172,324.71	12,151,160.24	19,829,007.55	54,788.82	1,643,968.16	4,985,760.32	6,930,431.53	13,614,948.83	3,008,758.87	6,196,752.14	17,306.58
Security Services	5021203000	21,838,300.00	999,466.42	22,837,766.42	110,845.48	3,394,677.12	4,172,324.71	12,151,160.24	19,829,007.55	54,788.82	1,643,968.16	4,985,760.32	6,930,431.53	13,614,948.83	3,008,758.87	6,196,752.14	17,306.58
Other General Services	5021299000	160,626,330.18	2,445,176.60	163,071,506.78	8,596,568.31	25,183,626.82	35,949,601.07	39,990,638.14	109,720,434.34	8,409,973.80	25,067,377.32	35,329,949.36	40,127,198.91	108,934,499.39	53,351,072.44	776,434.95	9,500.00
Other General Services	5021299009	160,626,330.18	2,445,176.60	163,071,506.78	8,596,568.31	25,183,626.82	35,949,601.07	39,990,638.14	109,720,434.34	8,409,973.80	25,067,377.32	35,329,949.36	40,127,198.91	108,934,499.39	53,351,072.44	776,434.95	9,500.00
repairs and maintenance - non structure assets	5021303000	0.00	57,892.00	57,892.00	0.00	41,372.00	(5,180.00)	21,700.00	57,892.00	0.00	0.00	36,192.00	0.00	36,192.00	0.00	21,700.00	0.00

Department : State Universities and Colleges (SUCs)
Agency/Entity : Batangas State University
Operating Unit : < not applicable >
Organization Code (UACS) : 08 038 000000
Fund Cluster : 05 Internally Generated Funds
 (e.g. UACS Fund Cluster: 05-Internally Generated Funds and 06-Business Related Funds)


Particulars	UACS CODE	Approved Budget			Utilizations					Disbursements					Balances		
		Approved Budgeted Revenue	Adjustments (Reductions, Modifications/ Augmentation)	Adjusted Budgeted Revenue	1st Quarter Ending March 31	2nd Quarter Ending June 30	3rd Quarter Ending September 30	4th Quarter Ending December 31	Total	1st Quarter Ending March 31	2nd Quarter Ending June 30	3rd Quarter Ending September 30	4th Quarter Ending December 31	TOTAL	Unused Budget	Unpaid Obligations (10-15)=(17+18)	
																5=[3+(-)4]	6
1	2	3	4	5	6	7	8	9	10	11	12	13	14	15	16	17	18
SUMMARY																	
A. AGENCY SPECIFIC BUDGET																	
Power Supply Systems	5021303005	0.00	57,892.00	57,892.00	0.00	41,372.00	(5,180.00)	21,700.00	57,892.00	0.00	0.00	36,192.00	0.00	36,192.00	0.00	21,700.00	0.00
Repairs and Maintenance - Buildings and Other Structures	5021304000	10,330,030.00	21,122,390.86	31,452,420.86	139,084.00	2,374,647.05	1,447,335.25	4,652,391.14	8,613,457.44	41,410.00	333,744.25	1,485,745.81	631,158.30	2,492,058.36	22,838,963.42	541,767.74	5,579,631.34
School Buildings	5021304002	8,608,430.00	10,049,806.56	18,658,236.56	124,424.00	1,547,743.60	964,751.90	4,354,339.74	6,991,259.24	31,160.00	294,934.25	621,846.50	310,830.30	1,258,771.05	11,668,977.32	458,979.35	5,273,508.84
Other Structures	5021304099	1,721,600.00	11,072,584.30	12,794,184.30	14,660.00	826,903.45	482,583.35	298,051.40	1,622,198.20	10,250.00	38,810.00	863,899.31	320,328.00	1,233,287.31	11,171,986.10	82,788.39	306,122.50
Repairs and Maintenance	5021300000	18,970,720.00	24,293,351.36	43,264,071.36	174,020.00	3,778,016.30	2,705,942.81	5,686,655.32	12,344,634.43	41,810.00	449,507.35	2,381,395.68	1,159,710.59	4,032,423.62	30,919,436.93	1,704,314.10	6,607,896.71
Repairs and Maintenance - Machinery and Equipment	5021305000	6,800,690.00	2,401,752.16	9,202,442.16	34,936.00	986,426.25	489,055.00	938,786.00	2,449,203.25	400.00	89,808.25	538,212.00	430,002.00	1,058,422.25	6,753,238.91	387,515.63	1,003,265.37
Machinery	5021305001	1,479,860.00	210,400.00	1,690,260.00	7,500.00	61,500.00	0.00	171,840.00	240,840.00	0.00	59,000.00	10,000.00	46,840.00	115,840.00	1,449,420.00	0.00	125,000.00
Office Equipment	5021305002	1,431,800.00	541,799.25	1,973,599.25	0.00	100,922.25	46,768.00	476,439.00	624,129.25	0.00	11,128.25	35,682.00	35,505.00	82,315.25	1,349,470.00	42,961.50	498,852.50
Information and Communication Technology Equipment	5021305003	1,678,440.00	771,524.91	2,449,964.91	0.00	16,500.00	111,000.00	(3,400.00)	124,100.00	0.00	0.00	0.00	10,000.00	10,000.00	2,325,864.91	0.00	114,100.00
Medical Equipment	5021305011	358,490.00	0.00	358,490.00	0.00	0.00	31,589.00	63,000.00	94,589.00	0.00	0.00	0.00	30,739.00	30,739.00	263,901.00	23,203.13	40,646.87
Technical and Scientific Equipment	5021305014	628,300.00	31,000.00	659,300.00	0.00	223,800.00	(33,700.00)	26,450.00	216,550.00	0.00	0.00	95,100.00	31,000.00	126,100.00	442,750.00	0.00	90,450.00
Other Machinery and Equipment	5021305099	1,223,800.00	847,028.00	2,070,828.00	27,436.00	583,704.00	333,398.00	204,457.00	1,148,995.00	400.00	19,680.00	397,430.00	275,918.00	693,428.00	921,833.00	321,351.00	134,216.00
Repairs and Maintenance - Transportation Equipment	5021306000	373,500.00	30,710.34	404,210.34	0.00	25,000.00	20,473.56	76,346.78	121,820.34	0.00	0.00	9,741.78	51,103.83	60,845.61	282,390.00	35,974.73	25,000.00
Motor Vehicles	5021306001	373,500.00	30,710.34	404,210.34	0.00	25,000.00	20,473.56	76,346.78	121,820.34	0.00	0.00	9,741.78	51,103.83	60,845.61	282,390.00	35,974.73	25,000.00
Repairs and Maintenance - Furniture and Fixtures	5021307000	1,239,500.00	530,606.00	1,770,106.00	0.00	135,621.00	710,259.00	(2,568.60)	843,311.40	0.00	25,954.85	97,554.09	2,446.46	125,955.40	926,794.60	717,356.00	0.00
Repairs and Maintenance - Other Property, Plant and Equipment	5021309000	227,000.00	150,000.00	377,000.00	0.00	214,950.00	44,000.00	0.00	258,950.00	0.00	0.00	213,950.00	45,000.00	258,950.00	118,050.00	0.00	0.00
Other Property, Plant and Equipment	5021309099	227,000.00	150,000.00	377,000.00	0.00	214,950.00	44,000.00	0.00	258,950.00	0.00	0.00	213,950.00	45,000.00	258,950.00	118,050.00	0.00	0.00
Taxes, Insurance Premiums and Other Fees	5021500000	34,510,490.00	313,056.05	34,823,546.05	168,961.92	822,984.91	6,573,257.61	3,697,640.03	11,262,844.47	168,961.92	694,710.29	6,683,885.43	1,926,317.88	9,473,875.52	23,560,701.58	27,944.40	1,761,024.55
Taxes, Duties and Licenses	5021501000	224,410.00	973,270.95	1,197,680.95	0.00	167,166.49	316,461.60	270,835.55	754,463.64	0.00	63,262.69	402,975.40	111,415.80	577,653.89	443,217.31	0.00	176,809.75
Taxes, Duties and Licenses	5021501001	224,410.00	973,270.95	1,197,680.95	0.00	167,166.49	316,461.60	270,835.55	754,463.64	0.00	63,262.69	402,975.40	111,415.80	577,653.89	443,217.31	0.00	176,809.75
Fidelity Bond Premiums	5021502000	332,000.00	11,250.00	343,250.00	161,250.00	10,875.00	0.00	0.00	172,125.00	161,250.00	10,875.00	0.00	0.00	172,125.00	171,125.00	0.00	0.00
Fidelity Bond Premiums	5021502000	332,000.00	11,250.00	343,250.00	161,250.00	10,875.00	0.00	0.00	172,125.00	161,250.00	10,875.00	0.00	0.00	172,125.00	171,125.00	0.00	0.00
Insurance Expenses	5021503000	33,954,080.00	(671,464.90)	33,282,615.10	7,711.92	644,943.42	6,256,796.01	3,426,804.48	10,336,255.83	7,711.92	620,572.60	6,280,910.03	1,814,902.08	8,724,096.63	22,946,359.27	27,944.40	1,584,214.80
Insurance Expenses	5021503000	33,954,080.00	(671,464.90)	33,282,615.10	7,711.92	644,943.42	6,256,796.01	3,426,804.48	10,336,255.83	7,711.92	620,572.60	6,280,910.03	1,814,902.08	8,724,096.63	22,946,359.27	27,944.40	1,584,214.80
Labor and Wages	5021600000	0.00	227,389.50	227,389.50	0.00	0.00	0.00	227,389.50	227,389.50	0.00	0.00	0.00	3,431.25	3,431.25	0.00	5,833.25	218,125.00
Labor and Wages	5021601000	0.00	227,389.50	227,389.50	0.00	0.00	0.00	227,389.50	227,389.50	0.00	0.00	0.00	3,431.25	3,431.25	0.00	5,833.25	218,125.00
Labor and Wages	5021601000	0.00	227,389.50	227,389.50	0.00	0.00	0.00	227,389.50	227,389.50	0.00	0.00	0.00	3,431.25	3,431.25	0.00	5,833.25	218,125.00
Other Maintenance and Operating Expenses	5022900000	134,173,089.00	55,799,293.06	189,972,382.06	3,984,662.18	13,291,629.56	13,328,842.26	31,706,981.77	62,312,115.77	586,795.37	6,139,104.46	6,272,569.94	18,711,020.56	31,709,490.33	127,660,266.29	4,963,498.49	25,639,126.95
Advertising Expenses	5022901000	78,800.00	0.00	78,800.00	0.00	1,140.00	0.00	(384.00)	756.00	0.00	0.00	756.00	0.00	756.00	78,044.00	0.00	0.00
Advertising Expenses	5022901000	78,800.00	0.00	78,800.00	0.00	1,140.00	0.00	(384.00)	756.00	0.00	0.00	756.00	0.00	756.00	78,044.00	0.00	0.00
Printing and Publication Expenses	5022902000	8,938,750.00	5,067,813.80	14,006,563.80	201,480.00	1,698,207.04	104,524.00	1,259,120.64	3,263,331.68	0.00	6,830.84	309,538.48	404,475.68	720,845.00	10,743,232.12	206,016.00	2,336,470.68
Printing and Publication Expenses	5022902000	8,938,750.00	5,067,813.80	14,006,563.80	201,480.00	1,698,207.04	104,524.00	1,259,120.64	3,263,331.68	0.00	6,830.84	309,538.48	404,475.68	720,845.00	10,743,232.12	206,016.00	2,336,470.68
Representation Expenses	5022903000	2,638,466.00	744,499.54	3,382,965.54	107,330.00	1,235,239.36	472,258.68	760,425.25	2,575,253.29	9,900.00	373,733.63	1,022,337.25	756,653.62	2,162,624.50	807,712.25	129,223.79	283,405.00
Representation Expenses	5022903000	2,638,466.00	744,499.54	3,382,965.54	107,330.00	1,235,239.36	472,258.68	760,425.25	2,575,253.29	9,900.00	373,733.63	1,022,337.25	756,653.62	2,162,624.50	807,712.25	129,223.79	283,405.00
Transportation and Delivery Expenses	5022904000	38,000.00	0.00	38,000.00	0.00	3,000.00	22,000.00	0.00	25,000.00	0.00	0.00	25,000.00	0.00	25,000.00	13,000.00	0.00	0.00
Transportation and Delivery Expenses	5022904000	38,000.00	0.00	38,000.00	0.00	3,000.00	22,000.00	0.00	25,000.00	0.00	0.00	25,000.00	0.00	25,000.00	13,000.00	0.00	0.00


Department : State Universities and Colleges (SUCs)
Agency/Entity : Batangas State University
Operating Unit : < not applicable >
Organization Code (UACS) : 08 038 000000
Fund Cluster : 05 Internally Generated Funds
 (e.g. UACS Fund Cluster: 05-Internally Generated Funds and 06-Business Related Funds)

Particulars	UACS CODE	Approved Budget			Utilizations					Disbursements					Balances		
		Approved Budgeted Revenue	Adjustments (Reductions, Modifications/ Augmentations)	Adjusted Budgeted Revenue	1st Quarter Ending March 31	2nd Quarter Ending June 30	3rd Quarter Ending September 30	4th Quarter Ending December 31	Total	1st Quarter Ending March 31	2nd Quarter Ending June 30	3rd Quarter Ending September 30	4th Quarter Ending December 31	TOTAL	Unutilized Budget	Unpaid Obligations (10-15)+(17+18)	
																Due and Demandable	Not Yet Due and Demandable
1	2	3	4	5=([3+(-)4])	6	7	8	9	10=(6+7+8+9)	11	12	13	14	15=(11+12+13+14)	16=(5-10)	17	18
SUMMARY																	
A. AGENCY SPECIFIC BUDGET																	
Rent/Lease Expenses	5029905000	5,768,590.00	569,980.00	6,338,570.00	70,600.00	348,388.00	161,392.00	(13,440.00)	566,940.00	0.00	75,100.00	333,032.05	137,357.95	545,490.00	5,771,630.00	3,950.00	17,500.00
Rents - Building and Structures	5029905001	3,240,000.00	0.00	3,240,000.00	0.00	0.00	0.00	0.00	0.00	0.00	0.00	0.00	0.00	0.00	3,240,000.00	0.00	0.00
Rents - Motor Vehicles	5029905003	2,478,590.00	178,480.00	2,657,070.00	23,600.00	9,500.00	170,780.00	(28,440.00)	175,440.00	0.00	28,100.00	122,639.20	16,700.80	167,440.00	2,481,630.00	3,000.00	5,000.00
Rents - Equipment	5029905004	50,000.00	391,500.00	441,500.00	47,000.00	338,888.00	(9,388.00)	15,000.00	391,500.00	0.00	47,000.00	210,392.85	120,657.15	378,050.00	50,000.00	950.00	12,500.00
Membership Dues and Contributions to Organizations	5029906000	3,997,700.00	(16,000.00)	3,981,700.00	194,817.60	(65,259.83)	221,315.00	446,616.25	797,489.02	43,853.60	85,704.17	28,000.00	593,171.25	750,729.02	3,184,210.98	46,760.00	0.00
Membership Dues and Contributions to Organizations	5029908000	3,997,700.00	(16,000.00)	3,981,700.00	194,817.60	(65,259.83)	221,315.00	446,616.25	797,489.02	43,853.60	85,704.17	28,000.00	593,171.25	750,729.02	3,184,210.98	46,760.00	0.00
Subscription Expenses	5029907000	22,858,970.00	6,858,315.91	29,717,285.91	7,095.15	4,966,761.82	1,757,826.29	3,863,211.13	10,594,894.39	7,095.15	2,422,368.67	594,254.44	5,512,918.60	8,536,636.86	19,122,391.52	845,009.28	1,213,248.25
ICT Software Subscription	5029907001	2,656,200.00	2,656,200.00	5,312,400.00	0.00	2,655,000.00	0.00	0.00	2,655,000.00	0.00	2,380,017.85	142,232.15	0.00	2,522,250.00	2,657,400.00	0.00	132,750.00
Library and Other Reading Materials Subscription Expenses	5029907004	7,500,000.00	0.00	7,500,000.00	0.00	0.00	0.00	3,508,781.00	3,508,781.00	0.00	0.00	0.00	3,371,908.57	3,371,908.57	3,991,219.00	12,822.76	124,049.67
Other Subscription Expenses	5029907099	12,702,770.00	4,202,115.91	16,904,885.91	7,095.15	2,311,761.82	1,757,826.29	354,430.13	4,431,113.39	7,095.15	42,350.82	452,022.29	2,141,010.03	2,642,478.29	12,473,772.52	832,186.52	956,448.58
Other Maintenance and Operating Expenses	5029999000	89,853,813.00	42,574,683.81	132,428,496.81	3,403,339.43	5,104,153.17	10,589,526.29	25,391,432.50	44,488,451.39	525,946.62	3,175,367.15	3,959,651.72	11,306,443.46	18,967,408.95	87,940,045.42	3,732,539.42	21,788,503.02
Other Maintenance and Operating Expenses	5029999099	89,853,813.00	42,574,683.81	132,428,496.81	3,403,339.43	5,104,153.17	10,589,526.29	25,391,432.50	44,488,451.39	525,946.62	3,175,367.15	3,959,651.72	11,306,443.46	18,967,408.95	87,940,045.42	3,732,539.42	21,788,503.02
Capital Outlays		169,184,700.00	915,796,263.14	1,084,980,963.14	1,251,000.00	75,070,220.12	44,458,076.32	102,227,554.52	223,008,850.96	0.00	12,083,202.42	10,950,951.32	54,800,263.43	77,834,417.17	861,974,112.18	9,935,953.04	135,236,480.75
Property, Plant and Equipment Outlay	5060400000	162,316,100.00	913,295,263.14	1,075,611,363.14	786,000.00	73,575,996.17	41,865,987.88	102,037,270.47	218,265,254.52	0.00	11,644,998.42	11,299,555.32	53,088,847.71	76,033,401.45	857,346,108.62	9,199,592.32	133,032,260.75
Land Outlay	5060401000	0.00	500,000.00	500,000.00	0.00	0.00	0.00	0.00	0.00	0.00	0.00	0.00	0.00	0.00	500,000.00	0.00	0.00
Land	5060401001	0.00	500,000.00	500,000.00	0.00	0.00	0.00	0.00	0.00	0.00	0.00	0.00	0.00	0.00	500,000.00	0.00	0.00
Land Improvements Outlay	5060402000	0.00	83,897,431.57	83,897,431.57	0.00	3,478,712.78	14,779,768.14	1,559,893.77	19,818,374.69	0.00	0.00	0.00	2,726,294.29	2,726,294.29	64,079,056.88	508,344.23	16,583,736.17
Other Land Improvements	5060402099	0.00	83,897,431.57	83,897,431.57	0.00	3,478,712.78	14,779,768.14	1,559,893.77	19,818,374.69	0.00	0.00	0.00	2,726,294.29	2,726,294.29	64,079,056.88	508,344.23	16,583,736.17
Infrastructure Outlay	5060403000	55,680.00	60,737,020.87	60,792,700.87	0.00	2,888,000.00	0.00	30,804,406.16	33,692,406.16	0.00	0.00	1,846,373.66	3,662,636.56	5,509,010.22	27,100,294.71	0.00	28,183,395.94
Power Supply Systems	5060403005	55,680.00	60,737,020.87	60,792,700.87	0.00	2,888,000.00	0.00	30,804,406.16	33,692,406.16	0.00	0.00	1,846,373.66	3,662,636.56	5,509,010.22	27,100,294.71	0.00	28,183,395.94
Buildings and Other Structures	5060404000	69,163,180.00	614,150,995.89	683,314,175.89	0.00	12,652,173.36	18,239,927.35	29,812,374.62	60,704,475.33	0.00	1,800,510.70	5,935,863.15	9,870,301.83	17,606,675.68	622,609,700.56	1,763,681.07	41,334,118.58
School Buildings	5060404002	60,141,380.00	475,634,847.02	535,776,227.02	0.00	11,928,069.32	8,924,935.69	21,016,242.96	41,869,247.97	0.00	1,800,510.70	5,322,718.10	7,683,310.72	14,806,539.52	493,906,979.05	1,166,280.04	25,896,428.41
Other Structures	5060404099	9,021,800.00	138,516,148.87	147,537,948.87	0.00	724,104.04	9,314,991.66	8,796,131.66	18,835,227.36	0.00	0.00	613,145.05	2,186,991.11	2,800,136.16	128,702,721.51	597,401.03	15,437,690.17
Machinery and Equipment Outlay	5060405000	81,057,180.00	100,231,768.24	181,288,948.24	786,000.00	35,270,538.70	14,649,333.63	34,290,181.23	84,996,053.56	0.00	759,749.02	3,280,544.21	33,066,405.72	37,106,698.95	96,292,894.68	5,450,584.55	42,438,770.06
Office Equipment	5060405002	5,001,860.00	8,149,722.50	13,151,582.50	0.00	1,686,000.00	446,848.00	488,292.00	2,621,140.00	0.00	197,480.18	1,026,712.82	127,164.28	1,351,357.28	10,530,442.50	46,682.72	1,223,100.00
Information and Communication Technology Equipment	5060405003	38,318,580.00	36,910,477.90	75,229,057.90	646,000.00	4,897,756.00	5,998,178.85	22,894,243.67	34,436,178.52	0.00	485,295.31	255,847.70	6,229,435.52	6,970,578.53	40,792,879.38	2,783,000.00	24,682,599.99
Communication Equipment	5060405007	1,119,000.00	2,084,815.00	3,203,815.00	0.00	700,000.00	324,000.00	1,190,000.00	2,214,000.00	0.00	0.00	576,400.00	123,600.00	700,000.00	989,815.00	0.00	1,514,000.00
Disaster Response and Rescue Equipment	5060405009	0.00	5,280,103.45	5,280,103.45	0.00	0.00	0.00	400,000.00	400,000.00	0.00	0.00	0.00	0.00	0.00	4,880,103.45	0.00	400,000.00
Military, Police and Security Equipment	5060405010	0.00	438,000.00	438,000.00	0.00	160,000.00	0.00	0.00	160,000.00	0.00	0.00	0.00	145,400.00	145,400.00	278,000.00	14,600.00	0.00
Medical Equipment	5060405011	7,774,610.00	3,645,276.67	11,419,886.67	0.00	1,162,160.00	(563,160.00)	578,480.00	1,177,480.00	0.00	0.00	0.00	45,428.57	45,428.57	10,242,406.67	0.00	1,132,051.43
Sports Equipment	5060405013	2,100,000.00	4,896,534.87	6,996,534.87	0.00	879,996.00	(250,796.00)	(282,250.00)	346,950.00	0.00	0.00	0.00	100,000.00	100,000.00	6,649,584.87	11,750.00	235,200.00
Technical and Scientific Equipment	5060405014	18,305,330.00	34,612,876.04	52,918,206.04	0.00	24,007,794.70	3,809,085.50	6,745,092.00	34,561,972.20	0.00	0.00	1,174,322.37	21,743,386.02	22,917,708.39	18,356,233.84	1,124,551.83	10,519,711.98
Other Machinery and Equipment	5060405099	8,437,800.00	4,213,961.81	12,651,761.81	140,000.00	1,776,832.00	4,885,177.28	2,276,323.56	9,078,332.84	0.00	76,973.53	247,261.32	4,551,991.33	4,876,226.18	3,573,428.97	1,470,000.00	2,732,106.66
Transportation Equipment Outlay	5060406000	4,102,800.00	21,227,000.13	25,329,800.13	0.00	8,855,000.00	(79,450.00)	1,191,000.00	9,966,550.00	0.00	8,102,450.00	389,250.00	1,067,646.43	9,559,346.43	15,363,250.13	123,353.57	283,850.00
Motor Vehicles	5060406001	4,102,800.00	21,227,000.13	25,329,800.13	0.00	8,855,000.00	(79,450.00)	1,191,000.00	9,966,550.00	0.00	8,102,450.00	389,250.00	1,067,646.43	9,559,346.43	15,363,250.13	123,353.57	283,850.00
Furniture, Fixtures and Books Outlay	5060407000	6,713,760.00	30,772,210.44	37,485,970.44	0.00	10,217,071.33	(5,722,756.24)	4,379,894.69	8,874,209.78	0.00	982,288.70	(301,995.70)	2,631,897.88	3,312,190.88	28,611,760.66	1,353,628.90	4,208,390.00
Furniture and Fixtures	5060407001	6,713,760.00	30,679,390.44	37,393,150.44	0.00	3,359,934.40	1,134,380.69	4,379,894.69	8,874,209.78	0.00	138,174.20	560,271.80	2,613,744.88	3,312,190.88	28,518,940.66	1,353,628.90	4,208,390.00
Books	5060407002	0.00	92,820.00	92,820.00	0.00	6,857,136.93	(6,857,136.93)	0.00	0.00	0.00	844,114.50	(862,267.50)	18,153.00	0.00	92,820.00	0.00	0.00

Department : State Universities and Colleges (SUCs)
 Agency/Entity : Batangas State University
 Operating Unit : < not applicable >
 Organization Code (UACS) : 08 038 0000000
 Fund Cluster : 05 Internally Generated Funds
 (e.g. UACS Fund Cluster: 05-Internally Generated Funds and 06-Business Related Funds)


Particulars	UACS CODE	Approved Budget			Utilizations					Disbursements					Balances		
		Approved Budgeted Revenue	Adjustments (Reductions, Modifications/ Augmentation)	Adjusted Budgeted Revenue	1st Quarter Ending March 31	2nd Quarter Ending June 30	3rd Quarter Ending September 30	4th Quarter Ending December 31	Total	1st Quarter Ending March 31	2nd Quarter Ending June 30	3rd Quarter Ending September 30	4th Quarter Ending December 31	TOTAL	Unutilized Budget	Unpaid Obligations (10-15)=(17+18)	
																Due and Demandable	Not Yet Due and Demandable
1	2	3	4	5=[(3+(-)4)]	6	7	8	9	10=(6+7+8+9)	11	12	13	14	15=(11+12+13+14)	16=(5-10)	17	18
SUMMARY																	
A. AGENCY SPECIFIC BUDGET																	
Other Property Plant and Equipment Outlay	5060409000	1,223,500.00	1,778,836.00	3,002,336.00	0.00	214,500.00	(835.00)	(480.00)	213,185.00	0.00	0.00	149,520.00	63,665.00	213,185.00	2,789,151.00	0.00	0.00
Other Property, Plant and Equipment	5060409099	1,223,500.00	1,778,836.00	3,002,336.00	0.00	214,500.00	(835.00)	(480.00)	213,185.00	0.00	0.00	149,520.00	63,665.00	213,185.00	2,789,151.00	0.00	0.00
Intangible Assets Outlay	5060600000	6,868,600.00	2,501,000.00	9,369,600.00	465,000.00	1,494,223.95	2,592,088.44	190,284.05	4,741,596.44	0.00	438,204.00	(348,604.00)	1,711,415.72	1,801,015.72	4,628,003.56	736,360.72	2,204,220.00
Computer Software	5060602000	6,868,600.00	2,501,000.00	9,369,600.00	465,000.00	1,494,223.95	2,592,088.44	190,284.05	4,741,596.44	0.00	438,204.00	(348,604.00)	1,711,415.72	1,801,015.72	4,628,003.56	736,360.72	2,204,220.00
Computer Software	5060602000	6,868,600.00	2,501,000.00	9,369,600.00	465,000.00	1,494,223.95	2,592,088.44	190,284.05	4,741,596.44	0.00	438,204.00	(348,604.00)	1,711,415.72	1,801,015.72	4,628,003.56	736,360.72	2,204,220.00
GRAND TOTAL		1,064,473,136.18	1,139,707,736.84	2,204,180,873.02	58,313,426.10	234,337,083.93	188,210,433.08	359,295,960.40	840,156,903.51	47,509,113.05	135,785,294.79	131,539,957.33	252,217,094.10	567,051,459.27	1,364,023,969.51	43,494,005.50	229,611,438.74

Certified Correct:

 RAMOS, ROMEO LANDICHO
 Budget Officer
 Date:

Certified Correct:

 FALO, DANIEL JOHN FROGOSA
 Accountant
 Date:

Recommending Approval:

 RAMOS, ROMEO LANDICHO
 Director, FMS
 Date:

Approved By:

 RONQUILLO, TIRSO ALCOS
 University President
 Date: